

# Safe-R

Superior  
Performance  
Phenolic  
Insulation

Soffit

SR/ST  
Insulation for  
Soffit Application



**Xtratherm**<sup>®</sup>  
More than insulation

# Safe-R


Superior Performance  
Phenolic Insulation

# SR/ST

Insulation for  
Soffit Application

**Safe-R Soffit SR/ST provides effective thermal and fire performance solutions in structural ceiling applications in commercial and residential buildings. This high performance phenolic insulation board is faced with low emissivity foil facings.**

**Safe-R Soffit Board is supplied as a performance, rather than decorative product. Refer to Safe-R Soffit Plus, a high performance laminate that offers low maintenance and security protection with a surface that will accept a decorative finish.**



## Specification Clause

The soffit insulation shall be Xtratherm Safe-R SR/ST \_\_\_ mm manufactured to EN 13166 by Xtratherm, comprising a rigid Phenolic core between low emissivity foil facings. The SR/ST\_\_\_mm with Lambda value as low as 0.020 W/mK to achieve a U-Value of \_\_\_ W/m<sup>2</sup>K for the soffit element. To be installed in accordance with instructions issues by Xtratherm.

Refer to NBS clause  
P10 42, P10 185, P10 180



## Thermal Resistances

Thickness Phenolic	R-Value (m <sup>2</sup> K/W)
50	2.35
60	2.85
75	3.55
80	3.80
100	5.00

## Resistance 'R' Values

The resistance value of any thickness of Xtratherm insulation can be ascertained by simply dividing the thickness of the material (in metres) by its lambda value, for example: Lambda 0.021 W/mk and thickness 80mm -> 0.080/ 0.021 -> R-Value = 3.80. In accordance with EN 13166, R-values should be rounded down to the nearest 0.05 (m<sup>2</sup>K/W).

## Superior Performance Phenolic Insulation

# Xtratherm®

Fire classification B-s1, d0

Foil Faced Finish

Reduced Thermal Bridging


Lower Lambda Value for Improved U-Values

### 1

SR/ST can be fixed directly to the concrete slab, onto battens or used with proprietary fixing systems, to provide an even surface. The lightweight rigid product is convenient to handle and allows for fast and easy fixing.

### 2

SR/ST is finished with a foil facer which can be taped using a proprietary foil tape. (Please contact the Xtratherm Technical team for guidance).



### 3

Using SR/ST on soffit areas, whether new build or refurbishment situations, provides the most efficient U-Values with minimal thickness of insulation. The product achieves a thermal conductivity as low as 0.020 W/mK and has a Euroclass B fire classification.

#### SR/ST

<b>Length (mm)</b>	2400
<b>Width (mm)</b>	1200
<b>Thickness (mm)</b>	50, 60, 75, 80, 100

Other thicknesses may be available depending on minimum order quantity and lead time.

#### Property & Units

<b>Thermal Conductivity</b>	0.020 - 0.021 (W/mK)
<b>Compressive Strength</b>	>120 (kPa)
<b>Reaction to Fire</b>	Euroclass B-s1, d0

Xtratherm CE Declaration of Performance (DoP) for this product is available for download from our website.

## Directly to Concrete

1. Where applicable, ensure cavity wall insulation has continued past the soffit insulation to reduce thermal bridging.
2. Install SR/ST onto the soffit ensuring all joints are supported. Ensure joints are tightly butted. Any gaps or service penetrations should be addressed with propriety fillers and components in accordance with fire engineers specifications.
3. Fix SR/ST to soffit with approved fixings\*, ensuring the fixings penetrate the substrate by a minimum of 40mm. Generally 12 fixings (min shank diameter of 5.2mm) per board are required. Fixings should have a head diameter of at least 35mm. Distribute fixings evenly across the board, at max 600mm across and 800mm along, at a minimum of 50mm from the board edge and a maximum of 150mm. Refer to fixing patterns below for indicative purposes.
4. Boards joints can be covered with a suitable cover strip.

## Fixing to Timber Battens/ Proprietary Systems

1. Treated timber battens may be used to provide an even surface when direct fixing to the soffit is not possible. Battens should be treated timber.
2. The battens, measuring minimum 50mm x 40mm, should be mechanically fastened at minimum 600mm centres.
3. Fix SR/ST to the timber battens with approved fixings\*, ensuring the fixings penetrate the substrate by a minimum of 40mm. Ensure joints are tightly butted and fill any gaps with expanding foam. Generally 12 fixings (min shank diameter of 5.2mm) per board are required. Fixings should have a head diameter of at least 35mm. Distribute fixings evenly across the board, at max 600mm across and 800mm along, at a minimum of 50mm from the board edge and a maximum of 150mm. Refer to fixing patterns above for indicative purposes.
4. When using proprietary metal grid systems refer to manufacturer for fixing instructions. Board joints can be covered with a suitable cover strip.

*\* Fixing type and specification should be verified by the fixing manufacturers design, to take account of topographical and fire considerations. Account should be taken of any thermal bridging through the fixings as should the effect of any supporting beams. Fixing manufacturers: Ejot or Fischer*

## Handling, Cutting and Storage

Xtratherm insulation should be stored off the ground, on a clean flat surface and must be stored under cover. The polythene wrapping is not considered adequate protection for outside exposure. Care should be taken to protect the insulation in storage and during the build process.

The insulation boards can be readily cut using a sharp knife or fine toothed saw. Ensure tight fitting of the insulation boards to achieve continuity of insulation as asked for within the ACDs. Appropriate PPE should be worn when handling insulation. Please refer to Health & Safety datasheets on our website.

The boards are wrapped in polythene packs and each pack is labelled with details of grade/type, size and number of pieces per pack.

# Xtratherm®



## Durability

Xtratherm products are stable, rot proof and will remain effective for the life span of the building, dependent on specification and installation. Care should be taken to avoid contact with acids, petrol, alkalis and mineral oil, when contact is made, clean materials in a safe manner before installation.



## Typical U-Values

**Table 1**

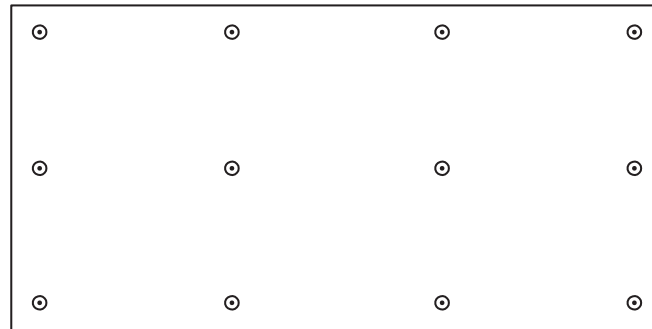
U-Value calculations to EN ISO:6946

**SR/ST** Insulation for Soffit Application

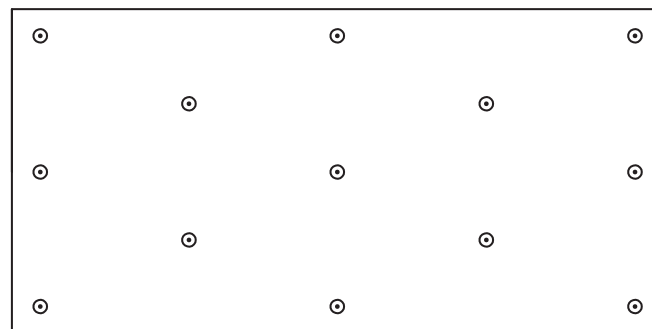
- 200mm Concrete Soffit
- SR/ST - Phenolic insulation

SR/ST	50	60	75	80	100
<b>Solid Concrete 200mm</b>	0.37	0.31	0.25	0.24	0.19

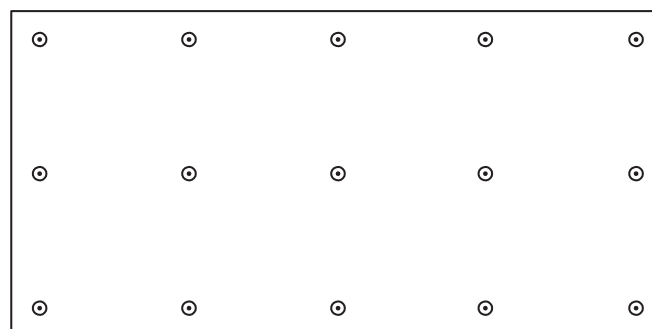
### Typical Fixings Patterns - SR/ST



12 fixings per board  
(4.16 fixings / m<sup>2</sup>)



13 fixings per board  
(4.51 fixings / m<sup>2</sup>)



15 fixings per board  
(5.20 fixings / m<sup>2</sup>)

# Expect More **KNOWLEDGE**

At Xtratherm we understand the importance of giving our customers the best technical advice.

We have taken the unique industry step of training every one of our technical team that deals directly with our customers, to the highest industry standards of competency in U-Value calculation and condensation risk analysis. We have Thermal Bridging covered also under the BRE/NSAI Thermal modelling competency scheme, using the most comprehensive 3D software available.

**Our team and products are certified in the UK and Ireland and through the following certifications bodies:**

- BRE Thermal bridging modelling competency certification
- NSAI Thermal modelling competency scheme
- TIMSA-BBA competency scheme for U-Value calculation and condensation risk analysis
- BBA and NSAI certification of the Xtratherm insulation boards
- SAP and DEAP energy assessment

**Our technical team can also provide:**

- Thermal calculations
- Technical advice on building regulations in the UK and Ireland
- Technical papers on a variety of topics
- Certified CPDs
- BIM modelling
- NBS Specifications
- Educational resources for technical secondary and tertiary colleges

**Please refer to the Resources section of our website for more details**



The **Xtratherm** Innovation Centre

The Xtratherm exhibition space and training academy has been developed to assist construction professionals in understanding the principles of specifying and achieving on-site, best practice insulation standards for new dwellings, commercial envelope solutions and refurbishment projects.



**Get in touch**

Dedicated  
Technical Team:  
**UK: +44 (0) 371 222 1055**  
**ROI: +353 (0) 46 906 6050**

Thermal Calculations, Technical  
Advice or to arrange a technical visit:  
**info@xtratherm.com**

# Xtratherm®

More than insulation

## The Sustainable Solution

Specifying Xtratherm is a real commitment to minimising energy consumption, harmful CO<sup>2</sup> emissions and their impact on the environment. Using our products is one of the most effective ways to reduce energy consumption – in fact, after just eight months the energy they save far outweighs the energy used in their production. In addition, our manufacturing facilities operate to an ISO 14001 certified Environmental Management System.

## The BRE Green Guide

The 2008 Green Guide to Specification produced by the BRE gives Xtratherm Insulation products a rating of A or A+. Green Guide ratings are used to gain credits in BREEAM (BRE Environmental Assessment Method) for non-residential buildings, and under 'Mat 4 – Insulation' the first credit requires the building to have an Insulation Index of 2 or greater – only achievable if the weighted average rating of the insulation is A or A+. This shows that all our products have been made with materials that have been responsibly sourced. The standard sets out organisational governance, supply chain management and environmental and social aspects that are verified and ensure responsible sourcing of materials.

## Responsible Sourcing

Xtratherm has BES 6001 certification for responsible sourcing. The second BREEAM credit under that category is based on responsibly-sourced materials – at least 80% of the total insulation used in roofs, walls, ground floors and services must meet any of tier levels 1 to 6 in the BREEAM table of certification schemes. Our Environmental Management System is certified under EN ISO 14001, and our raw materials come from companies with similarly-certified EMS (copies of all certificates are available for BREEAM assessments). This level of responsible sourcing meets tier level 6 in the BREEAM table.

## Global Warming and Ozone Depletion

All Xtratherm Insulation products use CFC- and HCFC-free materials, and are manufactured using a blowing agent with a low GWP and zero ODP.

Good workmanship and appropriate site procedures are necessary to achieve expected thermal and airtightness performance. Installation should be undertaken by professional tradespersons. The example calculations are indicative only, for specific U-Value calculations contact Xtratherm Technical Support. Xtratherm technical literature, Agrément certifications and Declarations of Performance are available for download on the Xtratherm websites. The information contained in this publication is, to the best of our knowledge, true and accurate at the time of publication but any recommendations or suggestions which may be made are without guarantee since the conditions of use are beyond our control. Updated resources may be available on our websites. All images and content within this publication remain the property of Xtratherm.

## Xtratherm UK Limited

Park Road Holmewood  
Chesterfield, Derbyshire  
United Kingdom  
S42 5UY

T + 44 (0) 371 222 1033  
F + 44 (0) 371 222 1044

info@xtratherm.com

## xtratherm.com

## Xtratherm Limited

Liscarton Industrial Estate  
Kells Road, Navan  
Co. Meath, Ireland  
C15 NP79

T +353 (0)46 906 6000  
F +353 (0)46 906 6090

info@xtratherm.ie

## xtratherm.ie

ISO 9001 | Quality Management Systems

ISO 14001 | Environmental Management Systems



Xtratherm, part of UNILIN group.

UJBSRST44-1